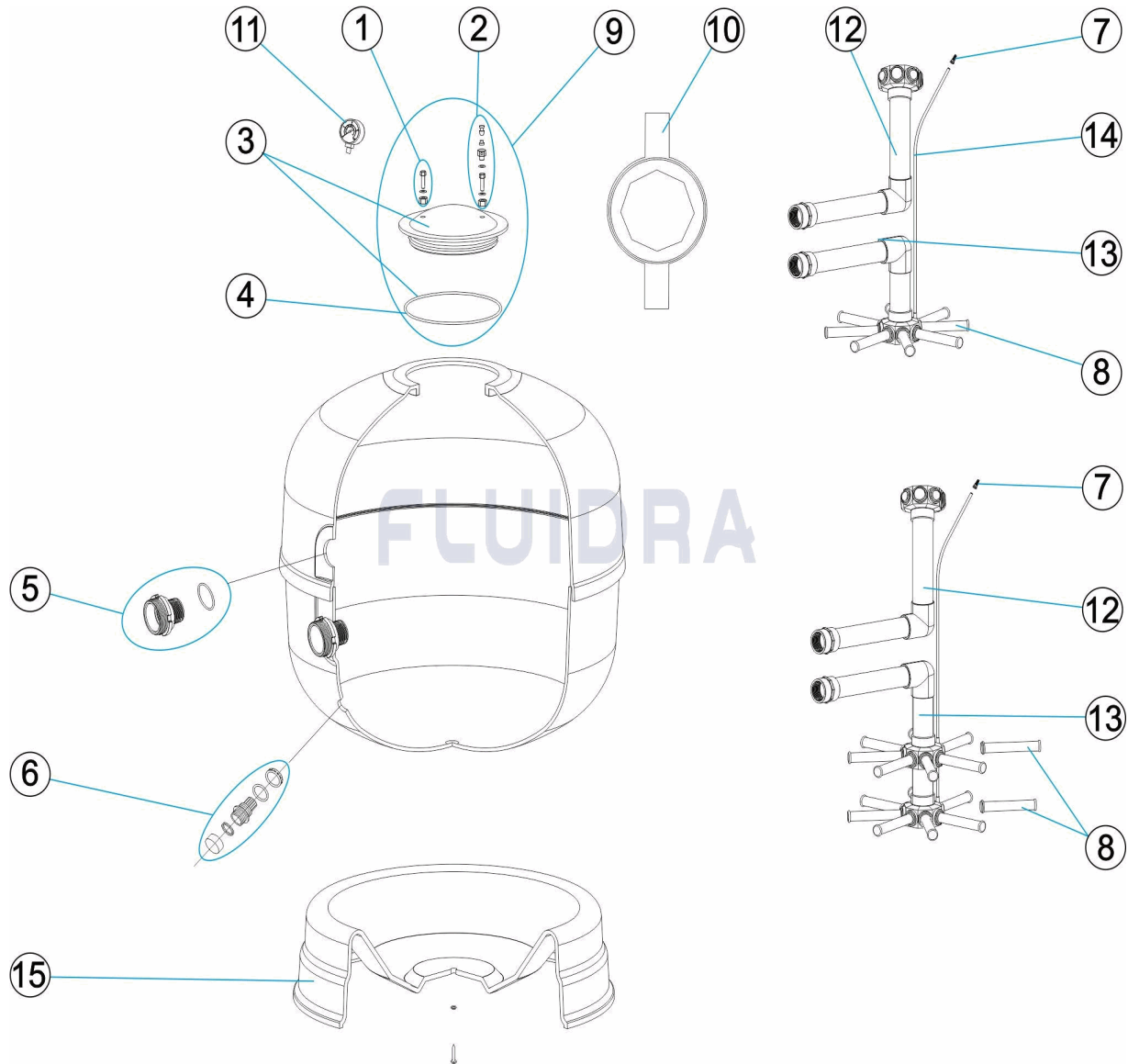


CODIGO **10001WSA0, 10002WSA0, 10003WSA0, 10004WSA0, 10006WSA0**

DESCRIPCION: **FILTRO JUPITER T J6**



ESPAÑOL

POS	CODIGO	DESCRIPCION	CANTIDAD	POS	CODIGO	DESCRIPCION	CANTIDAD
1	CE04010000	ADAPTADOR MANOMETRO		12	* 10001R0410	CJTO DIFUSOR 9"	
2	CE04010001	PURGA AIRE		12	* 10002R0410	CJTO DIFUSOR 14"	
3	CE04010002	TAPA FILTRO JUPITER 6" + JUNT "		12	* 10006R0410	CJTO DIFUSOR 18"	
4	CE04190006	JUNTA TORICA TAPA 6" JUPITE "		12	* 10003R0410	CONJUNTO DIFUSOR JUPITER 22	
5	* CE04010003	RACORD SALIDA SANTE + JUNTA TORICA		12	* 10004R0410	CONJUNTO DIFUSOR JUPITER 33	
5	* CE04010004	RACORD SALIDA 2" + JUNTA TORIC "		13	* 10001R0420	CONJUNTO COLECTOR 9"	
6	CE04010005	CJTO. PURGA		13	* 10002R0420	CONJUNTO COLECTOR 14"	
7	CE04040108	PURGA AIRE		13	* 10006R0420	CONJUNTO COLECTOR 18"	
8	* CE04300917	BRAZO COLECTOR 1" 110 M "		13	* 10003R0420	CONJUNTO COLECTOR JUPITER 22	
8	* CE04300915	BRAZO COLECTOR 1" 175 M "		13	* 10004R0420	CONJUNTO COLECTOR 33"	
8	* CE04300916	BRAZO COLECTOR 1" 225 M "		14	CE04300707	TUBO RIGIDO L-845	
9	CE04020002	CJTO. TAPA FILTRO JUPITER 6" (EASTAR "		15	* 00498R0102	PIE FILTRO D.400 BLANCO POST.3	
10	CE04010013	LLAVE TAPA FILTRO SNT 6"		15	* 144018011	PIE FILTRO BLANCO	

* NOTA OBSERVACIONES

CODIGO **10001WSA0, 10002WSA0, 10003WSA0, 10004WSA0, 10006WSA0**DESCRIPCION: **FILTRO JUPITER T J6**

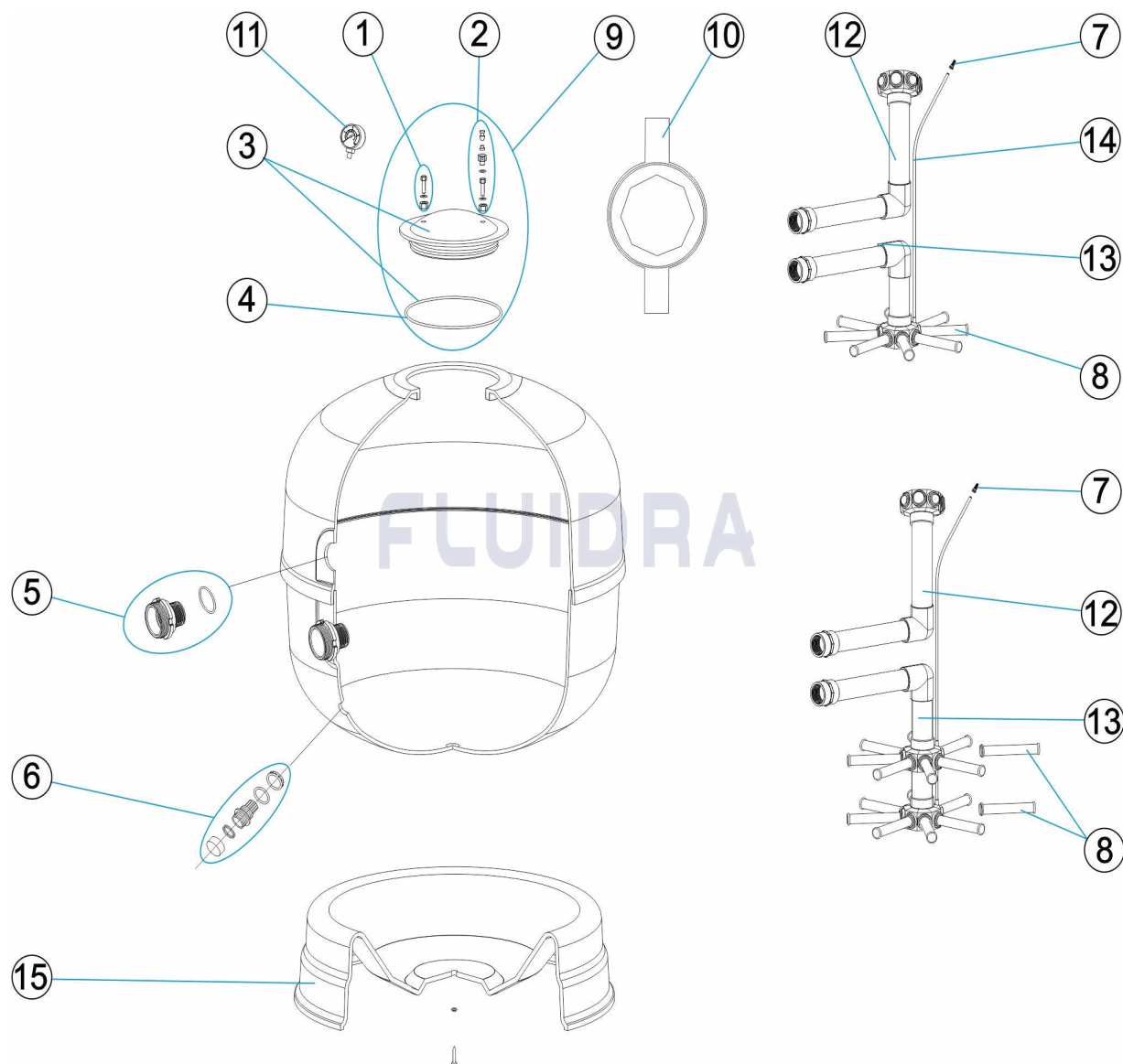
11	* CE04010015	MANOMETRO RADIAL 1/4" 0-4 BAR D.50"	15	* 144016013	PIE 18 - 22"
11	* CE04010016	MANOMETRO RADIAL 1/4" 0-4 BAR D.63"	15	* 00500R0102	PIE FILTRO D.750

CODIGO **10001WSA0, 10002WSA0, 10003WSA0, 10004WSA0, 10006WSA0**DESCRIPCION: **FILTRO JUPITER T J6****OBSERVACIONES**

POS	CODIGO	OBSERVACIONES
5	*CE04010003	PARA: 10001WSA0, 10002WSA0, 10003WSA0, 10006WSA0
5	*CE04010004	PARA: 10004WSA0
8	*CE04300917	PARA: 10001WSA0 [4UNIDADES], 10002WSA0 [4UNIDADES], 10004WSA0 [4UNIDADES]
8	*CE04300915	PARA: 10003WSA0 [4UNIDADES], 10006WSA0 [4UNIDADES]
8	*CE04300916	PARA: 10004WSA0 [4UNIDADES]
11	*CE04010015	PARA: 10001WSA0, 10002WSA0, 10003WSA0, 10006WSA0
11	*CE04010016	PARA: 10004WSA0
12	*10001R0410	PARA: 10001WSA0
12	*10002R0410	PARA: 10002WSA0
12	*10006R0410	PARA: 10006WSA0
12	*10003R0410	PARA: 10003WSA0
12	*10004R0410	PARA: 10004WSA0
13	*10001R0420	PARA: 10001WSA0
13	*10002R0420	PARA: 10002WSA0
13	*10006R0420	PARA: 10006WSA0
13	*10003R0420	PARA: 10003WSA0
13	*10004R0420	PARA: 10004WSA0
15	*00498R0102	PARA: 10001WSA0
15	*144018011	PARA: 10002WSA0
15	*144016013	PARA: 10003WSA0, 10006WSA0
15	*00500R0102	PARA: 10004WSA0

CODE **10001WSA0, 10002WSA0, 10003WSA0, 10004WSA0, 10006WSA0**

DESCRIPTION: **FILTRE JUPITER T J6**



FRANCAIS

POS	CODE	DESCRIPTION	QUANTITE	POS	CODE	DESCRIPTION	QUANTITE
1	CE04010000	ADAPTATEUR MANOMETRE		12	* 10001R0410	ENSEMBLE COLLECTEUR 9"	
2	CE04010001	PURGE D'AIR		12	* 10002R0410	ENSEMBLE COLLECTEUR 14"	
3	CE04010002	COUVERCLE FILTRE JUPITER 6" + JOIN "		12	* 10006R0410	ENSEMBLE COLLECTEUR 18"	
4	CE04190006	JOINT TORIQUE COUVERCLE 6" JUPITE "		12	* 10003R0410	ENSEMBLE COLLECTEUR 22"	
5	* CE04010003	RACCORD SORTIE SANTE + JOINT TORIQI		12	* 10004R0410	ENSEMBLE COLLECTEUR 33"	
5	* CE04010004	RACCORD SORTIE 2" + JOINT TORIQU "		13	* 10001R0420	ENSEMBLE COLLECTEUR 9"	
6	CE04010005	ENSEMBLE PURGE		13	* 10002R0420	ENSEMBLE COLLECTEUR 14"	
7	CE04040108	PURGE D'AIR		13	* 10006R0420	ENSEMBLE COLLECTEUR 18"	
8	* CE04300917	BRAS DE REPARTITEUR 1" 110 M "		13	* 10003R0420	ENSEMBLE COLLECTEUR 22"	
8	* CE04300915	BRAS DE REPARTITEUR 1" 175 M "		13	* 10004R0420	ENSEMBLE COLLECTEUR 33"	
8	* CE04300916	BRAS DE REPARTITEUR 1" 225 M "		14	CE04300707	TUBE RIGIDE L-845	
9	CE04020002	ANSEMBLE COUVERCLE FILTRE JUPITER		15	* 00498R0102	SOCLE FILTRE D 400	
10	CE04010013	CLE COUVERCLE SNT 6"		15	* 144018011	SOCLE FILTRE 14"	

* VOIR FICHE D'OBSERVATIONS

CODE **10001WSA0, 10002WSA0, 10003WSA0, 10004WSA0, 10006WSA0**DESCRIPTION: **FILTRE JUPITER T J6**

11	* CE04010015	MANOMETRE SORTIE LATERALE 1/4" 0-4 l	15	* 144016013	SOCLE 18 - 22"
11	* CE04010016	MANOMETRE SORTIE LATERALE 1/4" 0-4 l	15	* 00500R0102	SOCLE FILTRE D 750

CODE **10001WSA0, 10002WSA0, 10003WSA0, 10004WSA0, 10006WSA0**

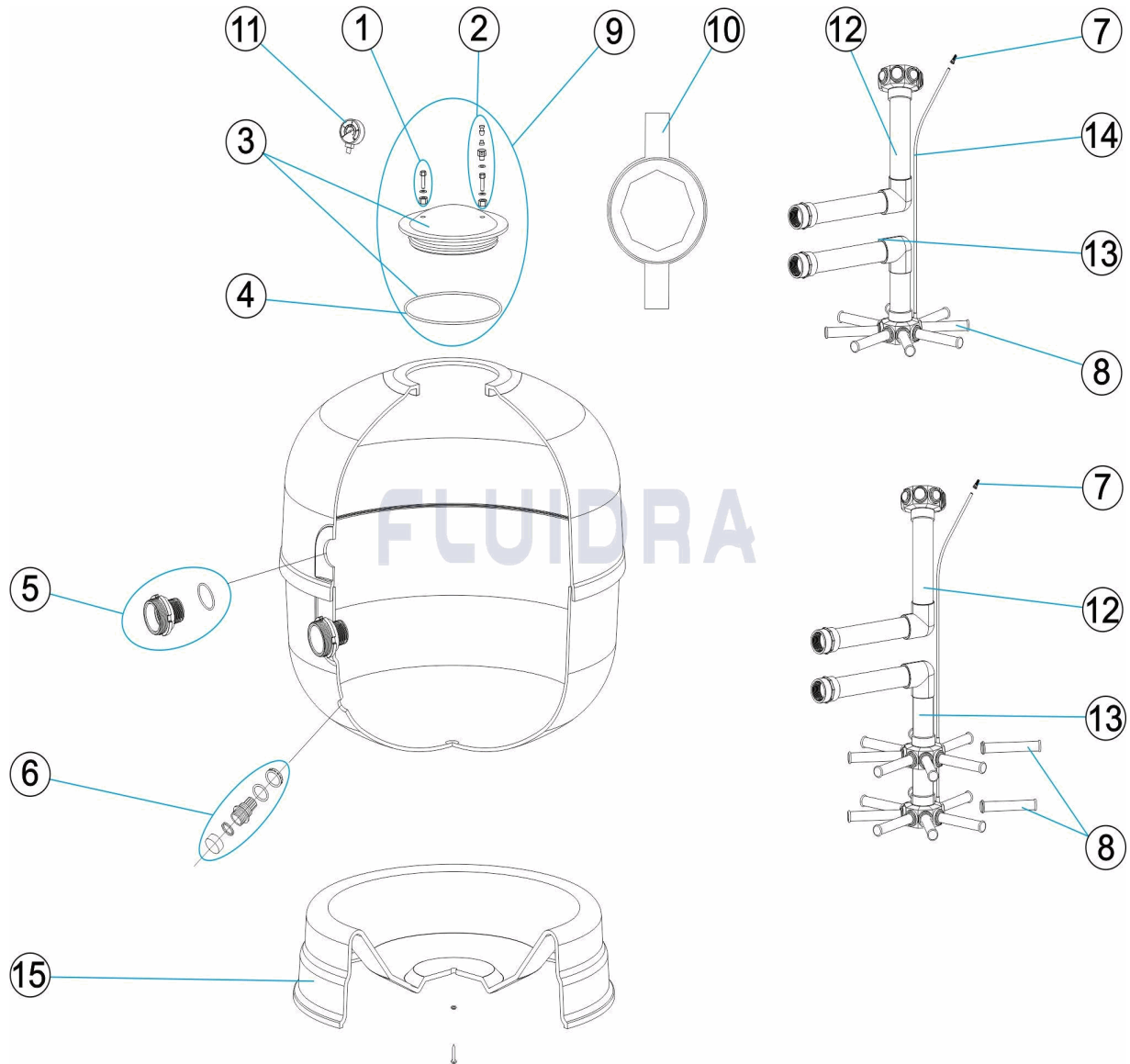
DESCRIPTION: **FILTRE JUPITER T J6**

OBSERVATIONS

POS	CODE	OBSERVATIONS
5	*CE04010003	POUR: 10001WSA0, 10002WSA0, 10003WSA0, 10006WSA0
5	*CE04010004	POUR: 10004WSA0
8	*CE04300917	POUR: 10001WSA0 [4UT], 10002WSA0 [4UT], 10004WSA0 [4UT]
8	*CE04300915	POUR: 10003WSA0 [4UT], 10006WSA0 [4UT]
8	*CE04300916	POUR: 10004WSA0 [4UT]
11	*CE04010015	POUR: 10001WSA0, 10002WSA0, 10003WSA0, 10006WSA0
11	*CE04010016	POUR: 10004WSA0
12	*10001R0410	POUR: 10001WSA0
12	*10002R0410	POUR: 10002WSA0
12	*10006R0410	POUR: 10006WSA0
12	*10003R0410	POUR: 10003WSA0
12	*10004R0410	POUR: 10004WSA0
13	*10001R0420	POUR: 10001WSA0
13	*10002R0420	POUR: 10002WSA0
13	*10006R0420	POUR: 10006WSA0
13	*10003R0420	POUR: 10003WSA0
13	*10004R0420	POUR: 10004WSA0
15	*00498R0102	POUR: 10001WSA0
15	*144018011	POUR: 10002WSA0
15	*144016013	POUR: 10003WSA0, 10006WSA0
15	*00500R0102	POUR: 10004WSA0

CODE **10001WSA0, 10002WSA0, 10003WSA0, 10004WSA0, 10006WSA0**

DESCRIPTION: **JUPITER T J6 FILTER**



ENGLISH

POS	CODE	DESCRIPTION	QUANTITY	POS	CODE	DESCRIPTION	QUANTITY
1	CE04010000	ADAPTORPRESSURE GAUGE		12	* 10001R0410	COLLECTOR ASSEMBLY 9"	
2	CE04010001	AIR PURGE		12	* 10002R0410	COLLECTOR ASSEMBLY 14"	
3	CE04010002	JUPITER 6" FILTER LID + GASKE "		12	* 10006R0410	COLLECTOR ASSEMBLY 18"	
4	CE04190006	LID 'O' RING 6" JUPITE "		12	* 10003R0410	COLLECTOR ASSEMBLY 22"	
5	* CE04010003	SANTE OUTLET FITTING + O'RING		12	* 10004R0410	COLLECTOR ASSEMBLY 33"	
5	* CE04010004	2" OUTLET FITTING + O'RIN "		13	* 10001R0420	COLLECTOR ASSEMBLY 9"	
6	CE04010005	DRAIN SET		13	* 10002R0420	COLLECTOR ASSEMBLY 14"	
7	CE04040108	AIR PURGE		13	* 10006R0420	COLLECTOR ASSEMBLY 18"	
8	* CE04300917	MANIFOLD ARM 1" 110 M "		13	* 10003R0420	COLLECTOR ASSEMBLY 22"	
8	* CE04300915	MANIFOLD ARM 1" 175 M "		13	* 10004R0420	COLLECTOR ASSEMBLY 33"	
8	* CE04300916	MANIFOLD ARM 1" 225 M "		14	CE04300707	RIGID PIPE L-845	
9	CE04020002	KIT FILTER LID JUPITER 6" (EASTAR "		15	* 00498R0102	FILTER BASE D. 400	
10	CE04010013	LID KEY SNT 6"		15	* 144018011	FILTER BASE 14"	



PARTS BREAKDOWN

REV.: 4
DATE: 08/11/2016
SHEET: 2/3

769

CODE **10001WSA0, 10002WSA0, 10003WSA0, 10004WSA0, 10006WSA0**

DESCRIPTION: **JUPITER T J6 FILTER**

11	* CE04010015	SIDE MOUNTED PRESSURE GAUGE 1/4" C	15	* 144016013	BASE 18 - 22"
11	* CE04010016	SIDE MOUNTED PRESSURE GAUGE 1/4" C	15	* 00500R0102	FILTER BASE D. 750

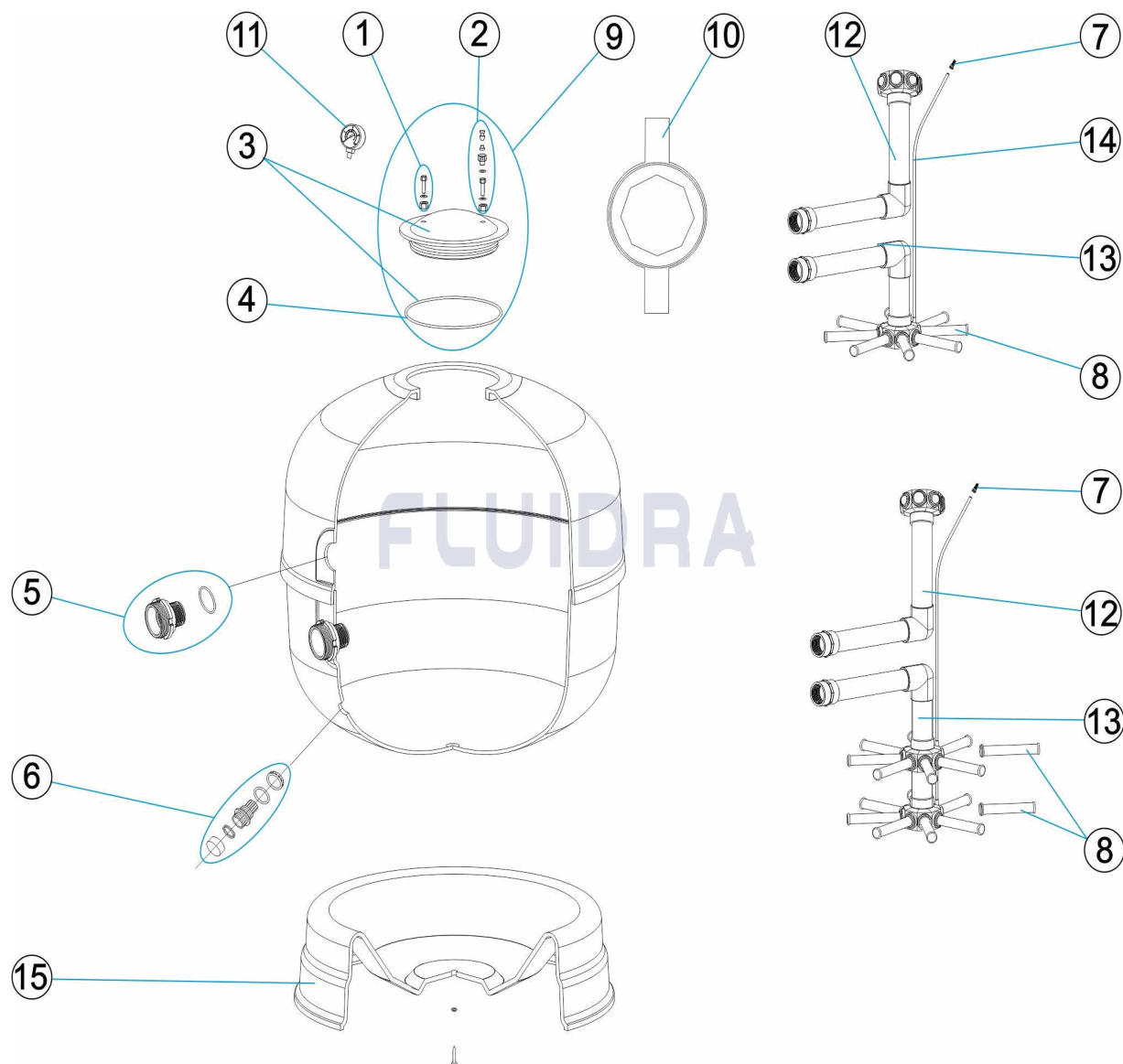
CODE **10001WSA0, 10002WSA0, 10003WSA0, 10004WSA0, 10006WSA0**DESCRIPTION: **JUPITER T J6 FILTER**

OBSERVATIONS

POS	CODE	OBSERVATIONS
5	*CE04010003	FOR: 10001WSA0, 10002WSA0, 10003WSA0, 10006WSA0
5	*CE04010004	FOR: 10004WSA0
8	*CE04300917	FOR: 10001WSA0 [4UT], 10002WSA0 [4UT], 10004WSA0 [4UT]
8	*CE04300915	FOR: 10003WSA0 [4UT], 10006WSA0 [4UT]
8	*CE04300916	FOR: 10004WSA0 [4UT]
11	*CE04010015	FOR: 10001WSA0, 10002WSA0, 10003WSA0, 10006WSA0
11	*CE04010016	FOR: 10004WSA0
12	*10001R0410	FOR: 10001WSA0
12	*10002R0410	FOR: 10002WSA0
12	*10006R0410	FOR: 10006WSA0
12	*10003R0410	FOR: 10003WSA0
12	*10004R0410	FOR: 10004WSA0
13	*10001R0420	FOR: 10001WSA0
13	*10002R0420	FOR: 10002WSA0
13	*10006R0420	FOR: 10006WSA0
13	*10003R0420	FOR: 10003WSA0
13	*10004R0420	FOR: 10004WSA0
15	*00498R0102	FOR: 10001WSA0
15	*144018011	FOR: 10002WSA0
15	*144016013	FOR: 10003WSA0, 10006WSA0
15	*00500R0102	FOR: 10004WSA0

CODICE **10001WSA0, 10002WSA0, 10003WSA0, 10004WSA0, 10006WSA0**

DESCRIZIONE: **FILTRO JUPITER T J6**



ITALIANO

POS	CODICE	DESCRIZIONE	QUANTITA'	POS	CODICE	DESCRIZIONE	QUANTITA'
1	CE04010000	ADATTATORE MANOMETRO		12	* 10001R0410	KIT COLLETTORE 9"	
2	CE04010001	SFIATO ARIA		12	* 10002R0410	KIT COLLETTORE 14"	
3	CE04010002	COPERCHIO FILTRO JUPITER 6" + GUARN		12	* 10006R0410	KIT COLLETTORE 18"	
4	CE04190006	O-RING COPERCHIO 6" JUPITE "		12	* 10003R0410	KIT COLLETTORE 22"	
5	* CE04010003	RACCORDO USCITA SANTE + O-RING		12	* 10004R0410	KIT COLLETTORE 33"	
5	* CE04010004	RACCORDO USCITA 2" + O-RIN "		13	* 10001R0420	KIT COLLETTORE 9"	
6	CE04010005	KIT SCARICO		13	* 10002R0420	KIT COLLETTORE 14"	
7	CE04040108	SFIATO ARIA		13	* 10006R0420	KIT COLLETTORE 18"	
8	* CE04300917	CANDELOTTO COLLECTORE 1" 110 M "		13	* 10003R0420	KIT COLLETTORE 22"	
8	* CE04300915	CANDELOTTO COLLECTORE 1" 175 M "		13	* 10004R0420	KIT COLLETTORE 33"	
8	* CE04300916	CANDELOTTO COLLECTORE 1" 225 M "		14	CE04300707	TUBO RIGIDO L-845	
9	CE04020002	GRUPPO COPERCHIO FILTRO JUPITER 6"		15	* 00498R0102	BASE FILTRO D 400	
10	CE04010013	CHIAVE COPERCHIO SNT 6"		15	* 144018011	BASE FILTRO 14"	

*** SI FACCIA RIFERIMENTO AL FOGLIO DELLE OSSERVAZIONI**

CODICE **10001WSA0, 10002WSA0, 10003WSA0, 10004WSA0, 10006WSA0**

DESCRIZIONE: **FILTRO JUPITER T J6**

11	* CE04010015	MANOMETRO USCITA LATERALE 1/4" 0-4 f	15	* 144016013	BASE 18 - 22"
11	* CE04010016	MANOMETRO USCITA LATERALE 1/4" 0-4 f	15	* 00500R0102	BASE FILTRO D 750

CODICE **10001WSA0, 10002WSA0, 10003WSA0, 10004WSA0, 10006WSA0**

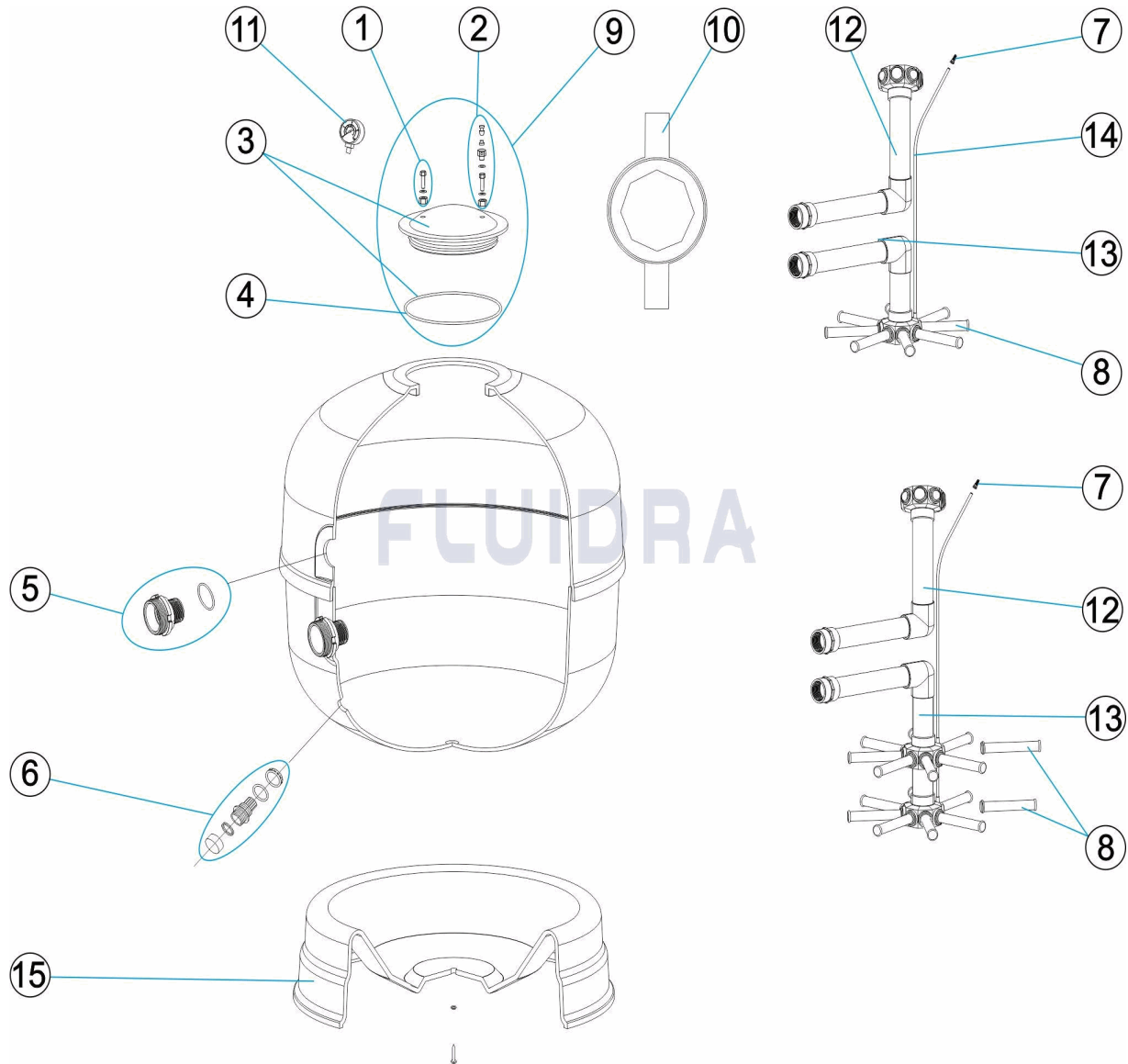
DESCRIZIONE: **FILTRO JUPITER T J6**

OSSERVAZIONI

POS	CODICE	OSSERVAZIONI
5	*CE04010003	PER: 10001WSA0, 10002WSA0, 10003WSA0, 10006WSA0
5	*CE04010004	PER: 10004WSA0
8	*CE04300917	PER: 10001WSA0 [4UT], 10002WSA0 [4UT], 10004WSA0 [4UT]
8	*CE04300915	PER: 10003WSA0 [4UT], 10006WSA0 [4UT]
8	*CE04300916	PER: 10004WSA0 [4UT]
11	*CE04010015	PER: 10001WSA0, 10002WSA0, 10003WSA0, 10006WSA0
11	*CE04010016	PER: 10004WSA0
12	*10001R0410	PER: 10001WSA0
12	*10002R0410	PER: 10002WSA0
12	*10006R0410	PER: 10006WSA0
12	*10003R0410	PER: 10003WSA0
12	*10004R0410	PER: 10004WSA0
13	*10001R0420	PER: 10001WSA0
13	*10002R0420	PER: 10002WSA0
13	*10006R0420	PER: 10006WSA0
13	*10003R0420	PER: 10003WSA0
13	*10004R0420	PER: 10004WSA0
15	*00498R0102	PER: 10001WSA0
15	*144018011	PER: 10002WSA0
15	*144016013	PER: 10003WSA0, 10006WSA0
15	*00500R0102	PER: 10004WSA0

CODE **10001WSA0, 10002WSA0, 10003WSA0, 10004WSA0, 10006WSA0**

BESCHREIBUNG: **FILTER JUPITER T J6**



DEUTSCH

POS	CODE	BESCHREIBUNG	MENGE	POS	CODE	BESCHREIBUNG	MENGE
1	CE04010000	MANOMETERADAPTER		12	* 10001R0410	SET WASSERVERTEILER 9"	
2	CE04010001	ENTLÜFTUNG		12	* 10002R0410	SET WASSERVERTEILER 14"	
3	CE04010002	FILTERDECKEL JUPITER 6" UND DICHTUN		12	* 10006R0410	SET WASSERVERTEILER 18"	
4	CE04190006	O-RING ABDECKUNG 6" JUPITE "		12	* 10003R0410	SET WASSERVERTEILER JUPITER 22	
5	* CE04010003	GEWINDESTÜCK AUSGANG SANTE UND C		12	* 10004R0410	SET WASSERVERTEILER JUPITER 33	
5	* CE04010004	GEWINDESTÜCK AUSGANG 2" UND O-RIN		13	* 10001R0420	SAMMELROHRSET 9"	
6	CE04010005	SET ABLASS		13	* 10002R0420	SAMMELROHRSET 14"	
7	CE04040108	ENTLÜFTUNG		13	* 10006R0420	SAMMELROHRSET 18"	
8	* CE04300917	FILTERSTERN-SCHLITZROHR 1" 110 M "		13	* 10003R0420	SAMMELROHRSET JUPITER 22	
8	* CE04300915	FILTERSTERN-SCHLITZROHR 1" 175 M "		13	* 10004R0420	SAMMELROHRSET 33"	
8	* CE04300916	FILTERSTERN-SCHLITZROHR 1" 225 M "		14	CE04300707	ROHR HART L - 845	
9	CE04020002	SET FILTERABDECKUNG JUPITER 6" (EAS		15	* 00498R0102	FILTERFUSS D. 400 WEISS	
10	CE04010013	SCHLÜSSEL FILTERABDECKUNG SNT 6"		15	* 144018011	FILTERFUSS WEISS	

CODE **10001WSA0, 10002WSA0, 10003WSA0, 10004WSA0, 10006WSA0**

BESCHREIBUNG: **FILTER JUPITER T J6**

11	* CE04010015	MANOMETER 1/4" 0 - 4 BAR D. 50"	15	* 144016013	FUSS 18 - 22"
11	* CE04010016	MANOMETER 1/4" 0 - 4 BAR D. 63"	15	* 00500R0102	FILTERFUSS D. 750

CODE **10001WSA0, 10002WSA0, 10003WSA0, 10004WSA0, 10006WSA0**

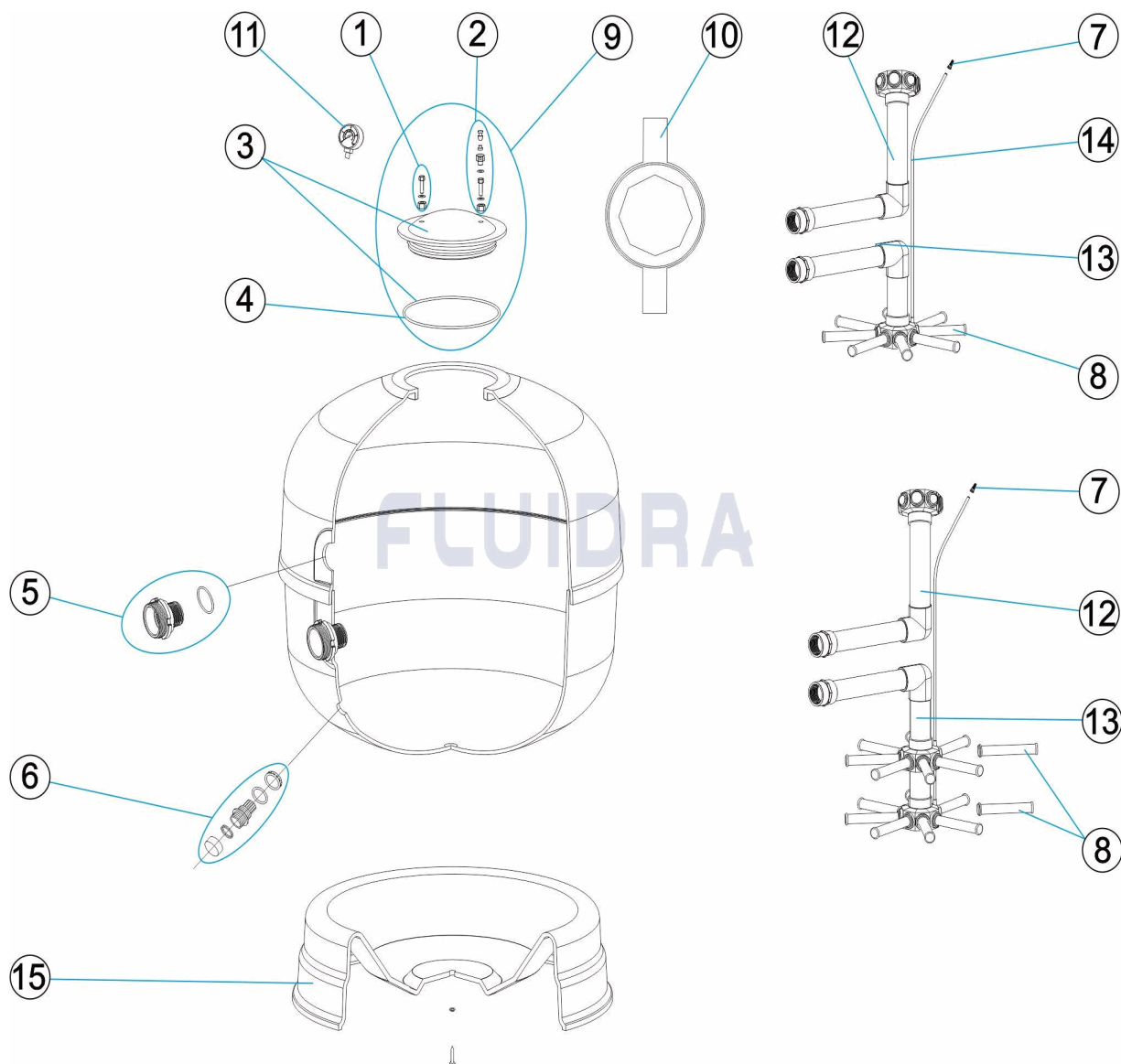
BESCHREIBUNG: **FILTER JUPITER T J6**

HINWEISE

POS	CODE	HINWEISE
5	*CE04010003	FÜR: 10001WSA0, 10002WSA0, 10003WSA0, 10006WSA0
5	*CE04010004	FÜR: 10004WSA0
8	*CE04300917	FÜR: 10001WSA0 [4UT], 10002WSA0 [4UT], 10004WSA0 [4UT]
8	*CE04300915	FÜR: 10003WSA0 [4UT], 10006WSA0 [4UT]
8	*CE04300916	FÜR: 10004WSA0 [4UT]
11	*CE04010015	FÜR: 10001WSA0, 10002WSA0, 10003WSA0, 10006WSA0
11	*CE04010016	FÜR: 10004WSA0
12	*10001R0410	FÜR: 10001WSA0
12	*10002R0410	FÜR: 10002WSA0
12	*10006R0410	FÜR: 10006WSA0
12	*10003R0410	FÜR: 10003WSA0
12	*10004R0410	FÜR: 10004WSA0
13	*10001R0420	FÜR: 10001WSA0
13	*10002R0420	FÜR: 10002WSA0
13	*10006R0420	FÜR: 10006WSA0
13	*10003R0420	FÜR: 10003WSA0
13	*10004R0420	FÜR: 10004WSA0
15	*00498R0102	FÜR: 10001WSA0
15	*144018011	FÜR: 10002WSA0
15	*144016013	FÜR: 10003WSA0, 10006WSA0
15	*00500R0102	FÜR: 10004WSA0

CODIGO **10001WSA0, 10002WSA0, 10003WSA0, 10004WSA0, 10006WSA0**

DESCRICAÇÃO: **FILTRO JUPITER T J6**



PORTUGUES

POS	CODIGO	DESCRICAÇÃO	JANTIDADE	POS	CODIGO	DESCRICAÇÃO	JANTIDADE
1	CE04010000	ADAPTADOR MANOMETRO		12	* 10001R0410	CONJ. COLECTOR 9"	
2	CE04010001	PURGA AREIA		12	* 10002R0410	CONJ. COLECTOR D. 14"	
3	CE04010002	TAMPA FILTRO JUPITER 6" + JUNT "		12	* 10006R0410	CONJ. COLECTOR 18"	
4	CE04190006	JUNTA TÓRICA TAMPA 6" JUPITE "		12	* 10003R0410	CONJ. COLECTOR 22"	
5	* CE04010003	ACOPLADOR SAÍDA SANTE + JUNTA TORIK		12	* 10004R0410	CONJ. COLECTOR 33"	
5	* CE04010004	ACOPLADOR SAÍDA 2" + JUNTA TORIC "		13	* 10001R0420	CONJUNTO COLECTOR 9"	
6	CE04010005	CONJUNTO PURDA		13	* 10002R0420	CONJUNTO COLECTOR 14"	
7	CE04040108	PURGA AREIA		13	* 10006R0420	CONJUNTO COLECTOR 18"	
8	* CE04300917	BRAÇO COLECTOR 1" 110 M "		13	* 10003R0420	CONJUNTO COLECTOR 22"	
8	* CE04300915	BRAÇO COLECTOR 1" 175 M "		13	* 10004R0420	CONJUNTO COLECTOR 33"	
8	* CE04300916	BRAÇO COLECTOR 1" 225 M "		14	CE04300707	TUBO RÍGIDO L-845	
9	CE04020002	CJTO. TAMPA FILTRO JUPITER 6" (EASTAR		15	* 00498R0102	PÉ FILTRO D 400	
10	CE04010013	CHAVE TAMPA SNT 6"		15	* 144018011	PÉ FILTRO 14"	

*** VEJA A FICHA DE OBSERVAÇÕES**

CODIGO **10001WSA0, 10002WSA0, 10003WSA0, 10004WSA0, 10006WSA0**DESCRIÇÃO: **FILTRO JUPITER T J6**

11	* CE04010015	MANÓMETRO SAÍDA LATERAL 1/4" 0-4 BAI	15	* 144016013	PÉ 18 - 22"
11	* CE04010016	MANÓMETRO SAÍDA LATERAL 1/4" 0-4 BAI	15	* 00500R0102	PÉ FILTRO D 750

CODIGO **10001WSA0, 10002WSA0, 10003WSA0, 10004WSA0, 10006WSA0**DESCRIÇÃO: **FILTRO JUPITER T J6****OBSERVAÇÕES**

POS	CODIGO	OBSERVAÇÕES
5	*CE04010003	PARA: 10001WSA0, 10002WSA0, 10003WSA0, 10006WSA0
5	*CE04010004	PARA: 10004WSA0
8	*CE04300917	PARA: 10001WSA0 [4UT], 10002WSA0 [4UT], 10004WSA0 [4UT]
8	*CE04300915	PARA: 10003WSA0 [4UT], 10006WSA0 [4UT]
8	*CE04300916	PARA: 10004WSA0 [4UT]
11	*CE04010015	PARA: 10001WSA0, 10002WSA0, 10003WSA0, 10006WSA0
11	*CE04010016	PARA: 10004WSA0
12	*10001R0410	PARA: 10001WSA0
12	*10002R0410	PARA: 10002WSA0
12	*10006R0410	PARA: 10006WSA0
12	*10003R0410	PARA: 10003WSA0
12	*10004R0410	PARA: 10004WSA0
13	*10001R0420	PARA: 10001WSA0
13	*10002R0420	PARA: 10002WSA0
13	*10006R0420	PARA: 10006WSA0
13	*10003R0420	PARA: 10003WSA0
13	*10004R0420	PARA: 10004WSA0
15	*00498R0102	PARA: 10001WSA0
15	*144018011	PARA: 10002WSA0
15	*144016013	PARA: 10003WSA0, 10006WSA0
15	*00500R0102	PARA: 10004WSA0